








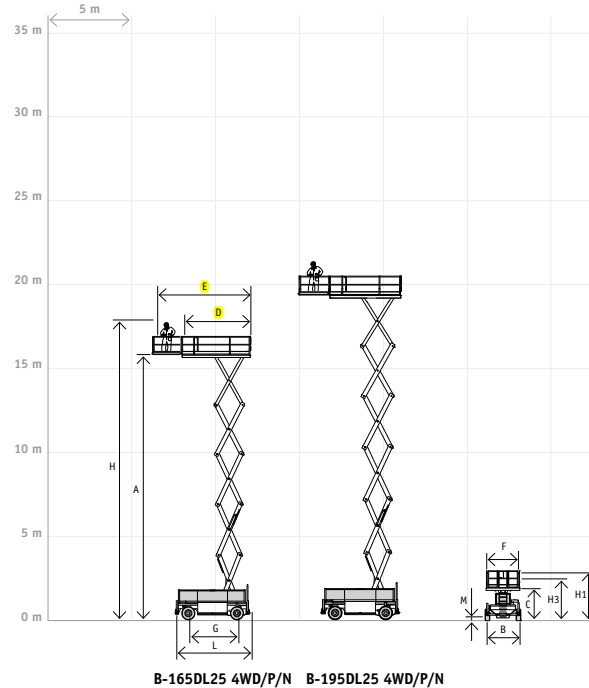















## KENMERKEN / FEATURES / MARKMALE

	B-165DL25 4WD/P/N	B-195DL25 4WD/P/N
H (max.)	± 18,50 m	± 21,50 m
A (max.)	± 16,50 m	± 19,50 m
C (min.)	2,23 m	2,49 m
DxF (min.)	4,37 x 2,30 m	4,37 x 2,30 m
ExF (max.)	6,17 x 2,30 m	6,17 x 2,30 m
H1	3,39 m	3,65 m
H3	2,62 m	2,88 m
LxB	4,84 x 2,44 m	4,84 x 2,44 m
G	3,08 m	3,08 m
M	165 mm	165 mm
∅ D	± 4,90 m	± 4,90 m
 (max.)	650 kg (2 pers. + 490kg)	500 kg (2 pers. + 340kg)
 (max.)	650 kg (2 pers. + 490kg)	500 kg (2 pers. + 340kg)
 (sec.)	72/48 sec.	95/45 sec.
	3,2 km/h	2,8 km/h
	0,5 km/h	0,5 km/h
	12 x 16,5	12 x 16,5
 (max.)	± 30%	± 30%
	Hatz 2L41C (Silent pack)	Hatz 3L41C (Silent pack)
	10.540 kg	12.280 kg



NEDERLANDS	ENGLISH	DEUTSCH		
<b>OPTIES</b>	<b>OPTIONS</b>	<b>OPTIONEN</b>		
Besturing met snelsluitstekker	Controlbox with quick disconnect	Plattformsteuerung mit Schnellstecker	●	●
Urenteller	Hourmeter	Stundenzähler	●	●
230V voorziening op het platform	230V supply on the platform	230V Versorgung an der Plattform	○	○
Generator 230V	Generator 230V	Generator 230V	○	○
Rijden, proportioneel	Driving, proportional	Fahren, proportional	●	●
Sperfunctie	Differential lock	Differentialsperre	●	●
Vierwielaandrijving (4WD)	Fourwheel drive (4WD)	Allradantrieb (4WD)	●	●
Pendelas (P)	Oscillating axle (P)	Pendelachse (P)	●	●
Nivelleerstempels (N)	Levelling jacks (N)	Nivellierstützen (N)	●	●
Dubbeldek (DXL)	Double extension deck (DXL)	Doppeldeck (DXL)	○	○
<b>VEILIGHEIDSVORZIENINGEN</b>	<b>SAFETY FEATURES</b>	<b>SICHERHEITSEINRICHTUNGEN</b>		
Beschermhek	Scissor skirt	Schutzgitter	●	●
Rij-alarm (akoestisch)	Drive alarm	Fahrwarnung (akustisch)	●	●
Nooddalvoorziening	Emergency descent	Notsenkvorrichtung	●	●
<b>TOEPASSING</b>	<b>APPLICATION</b>	<b>ANWENDUNG</b>		
Voor gebruik in gesloten ruimten	Indoors	In geschlossenen Räumen	●	●
Voor gebruik buiten	Outdoors	Im Freien	●	●
Toelaatbare min. omgevingstemperatuur	Certified min. temperature	Zul. Tiefsttemperatur	-15°C	-15°C

## NOTITIES / NOTES / NOTIZEN

H (max.)	Werkhoogte Working height Arbeitshöhe
A (max.)	Max. platformhoogte Max. platform height Max. Plattformhöhe
C (min.)	Min. platformhoogte Min. platform height Min. Plattformhöhe
DxF (min.)	Platform afmetingen (ingeschoven) Platform dimensions (retracted) Plattformgröße (eingeschoben)
ExF (max.)	Platform afmetingen (uitgeschoven) Platform dimensions (extended) Plattformgröße (ausgeschoben)
H1	Transporthoogte Transport height Transporthöhe
H2	Transporthoogte (handrail verwijderd) Transport height (handrail removed) Transporthöhe (Geländer entfernt)
H3	Transporthoogte (handrail neergeklapt) Transport height (handrail folded down) Transporthöhe (Geländer umgeklappt)
LxB	Transportafmetingen Transport dimensions Transportabmessungen
G	Wielbasis Wheel base Radstand
K	Trackbreedte Track width Raupenbreite
M/N	Bodemvrijheid Ground clearance Bodenfreiheit
∅ D	Draaicirkel uitwendig Turning radius outside Wenderadius Außen
 (max.)	Max. belasting platform (ingeschoven) Capacity main-platform Tragfähigkeit Plattformfestteil
 (max.)	Max. belasting platform (uitgeschoven) Capacity roll-out deck Tragfähigkeit Plattformausschub
 (sec.)	Hef-/daaltijd (max. last) Lift-/lower time (max. load) Hebe-/Senkzeit (max. Traglast)
	Rijsnelheid (snel) Driving speed (high) Fahrgeschwindigkeit (schnell)
	Rijsnelheid (langzaam) Driving speed (slow) Fahrgeschwindigkeit (langsam)
	Banden, non marking (volrubber) Tyres, non marking (solid rubber) Reifen, non marking (Vollgummi)
	Banden, terrein (schuimge vuld) Tyres, terrain (foamfilled) Reifen, Gelände (ausgeschäumt)
	Banden, tractor (schuimge vuld) Tyres, tractor (foamfilled) Reifen, Traktor (ausgeschäumt)
	Vlakstellen links/rechts (dwars) Levelling left/right (transversal) Quernivellement (links/rechts)
 (max.)	Max. klimvermogen Gradeability Max. Steigfähigkeit
	Batterijcapaciteit (natte cellen) Batteries (traction acid) Batteriekapazität (Traktion Naßzellen)
	Dieselmotor Diesel engine Dieselmotor
 KG	Eigengewicht Gross weight Eigengewicht
●	Standaard Standard Standardausüstung
○	Optie Option Option
--	Niet beschikbaar Not available Nicht verfügbar



# HOLLAND LIFT

Holland Lift International B.V.

Anodeweg 1      Tel: +31 (0) 229 285555  
 NL-1627 LJ Hoorn      Fax: +31 (0) 229 285550  
 The Netherlands      E-mail: info@hollandlift.com